

SHORT FORM CATALOGUE






INDEX



	PAGE
900 ANTENNAS UHF-BIII-BI-FM	3
901 PREAMPLIFIERS	4
902 ANTENNA MULTIPLEXERS	4
903 MAST BROADBAND AMPLIFIERS	4 - 5
903 POWER SUPPLIES	6
903 BROADBAND AMPLIFIERS + POWER SUPPLY	7
904 INDOOR DOMESTIC AMPLIFIERS	7 - 8 - 9
904 MULTIBAND AMPLIFIERS	8 - 9
905 MODULAR SYSTEMS FOR TERRESTRIAL TV	9 - 10 - 11
906 TAP-OFFS AND SPLITTERS	12 - 13
907 SHIELDED OUTLET UNITS	13 - 14
908 CONNECTORS AND ACCESSORIES	14 - 15
909 CONNECTING ACCESSORIES	15 - 16
910 COAXIAL CABLES	16
912 MODULATORS	17
912 SATELLITE RECEPTION (SMATV)	17 - 18 - 19
913 FINAL MULTISWITCHES	20 - 21
914 CLUSTER FILTERS	22
915 IPTV STREAMERS	22
917 TRANSMITTERS	22 - 23
951 INDOOR RADIO TRANSMISSION	23




ANTENNAS UHF-BIII-BI-FM 900

CODE	TYPE	DESCRIPTION	PACK.
NEO HD SERIES			
9000195	NEO-095	UHF, C/21-69, G=18 dB, aluminium, easy mount	22 
MX SERIES			
9000076	MX-045	UHF, C/21-69, 15 dB, aluminium, easy mount, with colour packaging	36
9000044	MX-045	UHF, C/21-69, 15 dB, aluminium, easy mount	36
9000045	MX-075	UHF, C/21-69, 17 dB aluminium, easy mount	27
UHF SERIES			
9000051	BU-229	UHF, C/21-29, 14 dB, aluminium, easy mount	60
9000052	BU-238	UHF, C/21-38, 14 dB, aluminium, easy mount	60
9000033	BU-147	UHF, C/21-47, 14 dB, aluminium, easy mount	60
9000055	BU-469	UHF, C/43-69, 14 dB, aluminium, easy mount	60
9000077	BU-115	UHF, C/21-69, 10 dB (18 unit/box), aluminium, easy mount	18/216 
9000046	BU-119	UHF, C/21-69, 13 dB (12 unit/box), aluminium, easy mount	12/144
9000074	BU-121	UHF, C/21-69, 13 dB (12 unit/box), aluminium, easy mount, ON REQUEST FOR UK	12/144 
9000039	BU-289	UHF, C/21-69, 9 dB, aluminium, easy mount	80
9000042	BU-269	UHF, C/21-69, 13 dB, aluminium, easy mount	80
9000065	GA-269	UHF, C/21-69, 13 dB (12 unit box of BU-269)	10/120
9000043	BU-569	UHF, C/21-69, 16 dB, aluminium, easy mount	27
9000059	GA-569	UHF, C/21-69, 16 dB (6 unit box of BU-569)	8/48
9000047	BU-547	UHF, C/21-47, 16 dB, aluminium, easy mount	27
9000056	BU-453	UHF, C/21-47, 13 dB, aluminium, easy mount	36
9000036	BU-454	UHF, C/21-69, 14 dB, aluminium, easy mount	56
9000058	GA-454	UHF, C/21-69, 14 dB (6 unit box of BU-454)	12/72
9000037	BU-455	UHF, C/38-69, 14 dB, aluminium, easy mount	56
9000038	BU-539	UHF, C/21-69, 16 dB, aluminium, easy mount	27
LOGARITHMIC			
9000050	BU-259	UHF, C/5-12+21-69, 9 dB Logarithmic, aluminium, easy mount	10/100
ARRAY			
9000057	AP-369	UHF, C/21-69, Quadruple array, G=14 dB, aluminium, easy mount	2/50
BIII			
9000060	BT-756	BIII, C/5-6, 7 elements, G=10 dB, aluminium, easy mount	90
9000063	BT-751	BIII, C/5-12, 7 elements, G=10 dB, aluminium, easy mount	90
9000070	BT-451	BIII, C/5-12, 4 elements, G=6 dB, aluminium, easy mount	90
FM			
9000040	FM-102	FM, Frequency 87,5-108 MHz (2 unit box)	2/128
9000005	FM-200	FM, Frequency 87,5-108 MHz, Vertical and Horizontal polarisations	64
DAB			
9000071	BT-151	DAB, omnidirectional, vertical polarization, G=0 dBi, aluminium, easy mount	2/120




DIGITAL READY



901 PREAMPLIFIERS



9010013

CODE	TYPE	DESCRIPTION	PACK.
MX & UHF SERIES			
9010008	BR-401	UHF Preamplifier for antenna dipole box, low noise 1.4 dB, G=14 dB, F connector (24 Vdc)	1
9010009	BR-411	UHF Preamplifier for antenna dipole box, low noise 1.4 dB, G=14 dB, F connector (12 Vdc)	1
9010012	BR-441	UHF Preamplifier for antenna dipole box, low noise, 1.6 dB, G=14 dB, F connector (5 Vdc)	1
NEO HD SERIES			
 9010013	BR-421	UHF Preamplifier for antenna NEO, low noise 1,4dB, G=14 dB, F connector (24 Vdc)	1
 9010014	BR-431	UHF Preamplifier for antenna NEO, low noise 1,4dB, G=14 dB, F connector (12 Vdc)	1
 9010015	BR-451	UHF Preamplifier for antenna NEO, low noise 1,4dB, G=14 dB, F connector (5 Vdc)	1

902 ANTENNA MULTIPLEXERS



902 SERIES



9020016



9020040

CODE	TYPE	DESCRIPTION	PACK.
MAST FILTERS SHIELDED, WITH "F" CONNECTOR WITH PLASTIC CASE FOR OUTDOOR USE			
9020016	FR-413	Rejection filter composed by 4 filters of 14 dB adj.to UHF channels (adj. by end user)	24
SHIELDED, WITH "F" CONNECTOR WITH PLASTIC CASE FOR OUTDOOR USE			
9020040	MM-207	2 Inputs, UHF-VHF	24
9020018	MM-208	2 inputs, UHF-VHF/FM with DC path on both inputs	24
9020041	MM-200	2 Inputs TV/FM - TV/FM with DC Path to both inputs	24
9020042	MM-307	3 Inputs, UHF-UHF-VHF	24
9020017	MM-303	3 inputs, UHF-BIII-FM with DC path on UHF	24
9020043	MM-406	4 Inputs, UHF-BIII-BI-FM	24
9020044	MM-407	4 Inputs, UHF-UHF/BIII-BI/FM	24
WITH PLASTIC CASE FOR OUTDOOR USE AND IF-SAT			
9020045	*MM-214	2 Inputs, FM/TV-SAT	24
*with LNB feeding through the SAT input			
IF-SAT INPUT, FOR INDOOR USE			
9020015	*ME-214	2 Inputs, FM/TV-SAT	6
9020019	ME-213	Double,TVSAT,3 In.TVSAT1-SAT2,2 Out.TV/SAT1-TV/SAT2,indoor use.SPANISH MARKET ONLY.	6
*with LNB feeding through the SAT input			


903 MAST BROADBAND AMPLIFIERS



903 SERIES

CODE	TYPE	DESCRIPTION	PACK.
BROADBAND, SHIELDED WITH "F" CONNECTOR			
G _{typ} = 24 dB, Output level 108 dB μ V (DIN 45004 B)			
9030109	AM-101	1 Input, UHF G=13 dB (24 Vdc)	24
9030110	AM-111	1 Input, UHF G= 13 dB (12 Vdc) - not adjustable	24
9030003	AM-102	1 Input, UHF (24 Vdc)	24
9030010	AM-112	1 Input, UHF (12 Vdc) - not adjustable	24

MAST BROADBAND AMPLIFIERS 903

CODE	TYPE	DESCRIPTION	PACK.
BROADBAND, SHIELDED WITH "F" CONNECTOR			
<i>G_{typ}</i> = 24 dB, Output level 108 dB μ V (DIN 45004 B)			
9030120	AM-132	1 Input, UHF G = 24 dB, 1 output, without attenuator (12 Vdc)	24
9030066	AM-103	1 Input, UHF (24 Vdc)	24
9030038	AM-113	1 Input, UHF (12 Vdc)	24
9030121	AM-133	1 Input, UHF G = 24 dB, 1 output (12 Vdc)	24
9030122	AM-930	1 Input, UHF G = 24 dB, 4 outputs (12 Vdc)	24
9030118	AM-213	2 Inputs, UHF-VHF/FM G=13 dB, VHF/FM multiplexed (12 Vdc)	24
9030004	AM-200	2 Inputs, UHF-BIII (24 Vdc)	24
9030018	AM-210	2 Inputs, UHF-BIII (12 Vdc)	24
<i>G_{typ}</i> = 30 dB, Output level 106 dB μ V (DIN 45004 B)			
9030030	AM-301	3 input UHF-UHF-VHF/FM. G= 30 dB	24
<i>G_{typ}</i> = 36 dB, Output level 108 dB μ V (DIN 45004 B)			
9030008	AM-105	1 Input, UHF/BIII/BI (24 Vdc)	24
9030130	AM-107	1 Input, UHF G=36 dB (24 Vdc)	24
9030011	AM-115	1 Input, UHF/BIII/BI (12 Vdc)	24
9030006	AM-902	1 Input UHF-BIII-BI/FM G= 36 dB (24 Vdc)	24
9030005	AM-126	1/2 Inputs, UHF/VHF (22 Vac)	24
9030096	AM-204	2 inputs, UHF-BIII (24 Vdc)	24
9030016	AM-205	2 Inputs, UHF-BIII/BI (FM Rejected) 24 Vdc	24
9030089	AM-215	2 Inputs, UHF-BIII/BI (FM Rejected) 12 Vdc	24
9030017	AM-206	2 Inputs, UHF-VHF (24 Vdc)	24
9030049	AM-216	2 Inputs, UHF-VHF (12 Vdc)	24
9030019	AM-207	2 Inputs, UHF-VHF (24 Vdc)	24
9030050	AM-217	2 Inputs, UHF-VHF (12 Vdc)	24
9030015	AM-903	2 Inputs, UHF-VHF G=40 dB (24 Vdc)	24
9030024	AM-305	3 Inputs, UHF-UHF-BIII/BI, FM Rejected G=40 dB (24 Vdc)	24
9030051	AM-315	3 Inputs, UHF-UHF-BIII/BI, FM Rejected G= 40 dB (12 Vdc)	24
9030029	AM-306	3 Inputs, UHF-UHF-VHF G=40 dB (24 Vdc)	24
9030052	AM-316	3 Inputs, UHF-UHF-VHF G=40 dB (12 Vdc)	24
9030031	AM-407	4 Inputs, UHF-UHF-BIII-BI/FM G=38 dB (24 Vdc)	24
9030099	AM-417	4 Inputs, UHF-UHF-BIII-BI/FM G=38 dB (12 Vdc)	24
9030032	AM-406	4 Inputs, UHF-BIII-BI-FM G=38 dB (24 Vdc)	24
9030076	AM-416	4 Inputs, UHF-UHF-BIII-BI/FM G=38 dB (12 Vdc)	24
9030136	AM-515	5 Inputs, UHF-BV-BIV-BIII-BI (12 Vdc)	14 



9000038



9030016



9030031

GROUP OF CHANNELS, SHIELDED WITH "F" CONNECTOR

<i>G_{typ}</i> = 36 dB, Output level 106 dB μ V (DIN 45004 B)			
9030040	*AM-208	2 Inputs, UHF/UHF-BIII/BI Group of channels in both UHF	24
9030039	*AM-308	3 Inputs, UHF-UHF-BIII/BI, FM Rejected (24 Vdc)	24
9030000	*AM-318	3 Inputs, UHF-UHF-BIII/BI, FM Rejected (12 Vdc)	24
9030048	*AM-309	3 Inputs, UHF-UHF-VHF (24 Vdc)	24
9030023	*AM-319	3 Inputs, UHF-UHF-VHF (12 Vdc)	24
9030107	*AM-904	3 Inputs, UHF-UHF-BIII/BI G=36/24 dB, FM rejected (24 Vdc)	24



9030048

*Each UHF input can be freely chosen, for low channels, high channels, intermediate channel groups and monochannels, both for amplification and rejection. The maximum number of rejected channel for intermediate channel groups is five. The AM-208 allows only the low and high channels amplification. Indicate the DC path in the UHF inputs, if needed.

903 POWER SUPPLIES



9030086



CODE	TYPE	DESCRIPTION	PACK.
SHIELDED WITH "F"CONNECTOR			
9030086	AL-100	2 outputs, 24Vdc 100 mA Power Supply (230 Vac)	24
9030087	AL-105	2 outputs, 12 Vdc 100 mA Power Supply (230 Vac)	24
9030119	AL-125	2 outputs, 12 Vdc 100 mA Power Supply (230 Vac), UK plug	24
9030103	AL-110	4 outputs, 24 Vdc 100 mA Power supply (230 Vac)	24
9030134	AL-130	5 outputs, 24 Vdc 100 mA Power supply (230 Vac)	24
9030135	AL-205	2 outputs, 12 Vdc 200 mA Power supply (230 Vac)	24

903 BROADBAND AMPLIFIERS + POWER SUPPLY



9030012



CODE	TYPE	DESCRIPTION	PACK.
SHIELDED WITH "F"CONNECTOR			
9030123	BO-131	Amplif. AM-111 + Power Supply (230 Vac), UK PLUG	18
9030045	BO-102	Amplif. AM-102 + Power Supply (230 Vac)	24
9030124	BO-132	Amplif. AM-132 + Power Supply (230 Vac), UK PLUG	18
9030093	BO-103	Amplif. AM-103 + Power Supply (230 Vac)	24
9030125	BO-133	Amplif. AM-133 + Power Supply (230 Vac), UK PLUG	18
9030126	BO-930	Amplif. AM-930 + Power Supply (230 Vac), UK PLUG	18
9030075	BO-200	Amplif. AM-200 + Power Supply (230 Vac)	24
9030043	BO-105	Amplif. AM-105 + Power Supply (230 Vac)	24
9030131	BO-107	Amplif. AM-107 + Power Supply (230 Vac)	24
9030002	BO-204	Amplif. AM-204 + Power Supply (230 Vac)	24
9030012	BO-205	Amplif. AM-205 + Power Supply (230 Vac)	24
9030013	BO-206	Amplif. AM-206 + Power Supply (230 Vac)	24
9030014	BO-207	Amplif. AM-207 + Power Supply (230 Vac)	24
9030079	BO-217	Amplif. AM-217 + Power Supply (230 Vac)	24
9030041	BO-305	Amplif. AM-305 + Power Supply (230 Vac)	24
9030042	BO-306	Amplif. AM-306 + Power Supply (230 Vac)	24
9030047	BO-407	Amplif. AM-407 + Power Supply (230 Vac)	24
9030046	BO-406	Amplif. AM-406 + Power Supply (230 Vac)	24
9030137	BO-515	Amplif. AM-515 + Power Supply AL-205 (230 Vac)	7

CONFIGURABLE AMPLIFIERS WITH DIFFERENT FILTERS, SHIELDED WITH "F"CONNECTOR

9030111	*BO-208	Amplif. AM-208 + Power Supply (230 Vac)	24
9030112	*BO-308	Amplif. AM-308 + Power Supply (230 Vac)	24

*Each amplif. UHF input can be freely chosen, for low channels, high channels, intermediate channel groups and monochannels, both for amplification and rejection. The maximum number of rejected channel for intermediate channel groups is five. The AM-208 allows only the low and high channels amplification. Indicate the DC path in the UHF inputs, if needed.

INDOOR DOMESTIC AMPLIFIERS 904

CODE	TYPE	DESCRIPTION	PACK.
SPLITBAND AMPLIFIERS, SHIELDED WITH "F"CONNECTOR			
Output level 102 dB μ V (DIN 45004 B)			
9040050	AI-200	1 Input, 2 Outputs, UHF-VHF/Interband, G=24dB (230 Vac)	24
9040063	AI-400	1 Input, 4 Outputs, UHF-VHF/Interband, G=28dB (230 Vac)	24
Output level 104/91 dB μ V (DIN 45004 B)			
9040053	AI-100	1 Input, 2 Outputs, UHF-VHF/Interband, G=24/11 dB (230 Vac)	24
9040062	AI-108	Indoor ampl. 1+1 Output/Compatible with: Digibox, Sky+ & Dual View receiver	24



9040050

WIDEBAND AMPLIFIERS, SHIELDED WITH "F"CONNECTOR			
With IF Satellite band			
9040072	AI-110	1 Input (TV+ IF), 2 Outputs, TV (G1/G2=20/5dB)-SAT (G1/G2=33/18 dB)	24
9040071	AI-210	1 Input (TV+ IF), 2 Outputs, TV(G=16dB)-SAT(G=30dB)	24
9040070	AI-410	1 Input (TV+ IF), 4 Outputs, TV(G=12dB)-SAT(G=25dB)	24
9040075	AI-414	1 Input (TV+ IF), 4 Outputs, DC Path, TV(G=12dB)-SAT(G=25dB)	24
Output level 105 dB μ V (DIN 45004 B)			
9040051	AI-221	1 Input, 2 Outputs, UHF-VHF/Interband, Return Path 0-30 MHz (230 Vac)	24
9040052	AI-223	1 Input, 2 Outputs, UHF-VHF/Interband, Return Path 0-65 MHz (230 Vac)	24
Output level 113/99 dB μ V (DIN 45004 B)			
9040056	AI-131	1 Input, 2 Outputs, UHF-VHF/Interband, Return Path 5-30 MHz (230 Vac)	24
9040057	AI-133	1 Input, 2 Outputs, UHF-VHF/Interband, Return Path 5-65 MHz (230 Vac)	24



9040070

MULTIBAND AMPLIFIERS 904

CODE	TYPE	DESCRIPTION	PACK.
SMALL SPLITBAND AMPLIFIERS WITH "F" CONNECTOR			
Output level 102 dB μ V (DIN 45004 B), Splitband, "F" connector			
9040060	*CA-210	1 Input, 2 Outputs, UHF/VHF/Interband, G=25 dB, 24Vdc (230 Vac)	24
9040061	*CA-215	1 Input, 2 Outputs, UHF/VHF/Interband, G=25dB, 12 Vdc (230 Vac)	24
*with preamplifier feeding			
With IF Satellite band. Output level 107 dB μ V			
9040073	*CA-220	1 Input TV+1 Input IF, 4 Outputs, G=22 dB 24 Vdc (230 Vac)	24
9040074	*CA-221	1 Input TV+1 Input IF, 4 Outputs, G=11 dB, 24 Vdc (230 Vac)	24
*with preamplifier feeding			



9040073

MULTIBAND AMPLIFIERS			
Output level 2x110 dB μ V (DIN 45004 B)			
9040014	*CA-310	3 Inputs UHF-UHF-BIII/FM/BI, 2 Outputs (230 Vac)	24
9040011	*CA-311	2 Inputs UHF-VHF/FM, 2 Outputs (230 Vac)	24
9040039	*CA-312	4 Inputs UHF-UHF-BIII-BI/FM, 2 Outputs (230 Vac)	24
9040058	*CA-313	5 inputs UHF-BV-BIV-BIII-BI, 1 output (230 Vac)	24
* With preamplifier feeding			



9040011

904 MULTIBAND AMPLIFIERS



9040034



9040102



9040029

CODE	TYPE	DESCRIPTION	PACK.
------	------	-------------	-------

MULTIBAND AMPLIFIERS

Output level 115 dB μ V (DIN 45004 B) - (230/240 Vac)

9040033	*CF-511	5 Inputs, 1 Output, UHF-UHF-BIII-BI-FM, G=45 dB, 24 Vdc	8
9040034	*CF-512	5 Inputs, 1 Output, UHF-UHF-UHF-BIII-BI/FM, G=45 dB, 24 Vdc	8
9040035	*CF-513	5 Inp., 1 Output, UHF(1)-UHF(1)-UHF(1) -BIII-BI/FM, G=45dB, 24 Vdc	8
9040006	*CA-510	5 Inp., 1 Output, UHF(1)-UHF(1)-UHF(1)-BIII-BI/FM, G=33dB, 12 Vdc	8
9040064	*CA-511	5 Inputs, 1 output, UHF-UHF-UHF-BIII-BI/FM, 24 Vdc (230/240 Vac)	8

* With preamplifier feeding

1) These UHF inputs can be freely chosen, for low channels, high channels, intermediate channel groups and mono-channels, both for amplification and rejection.

Output level 122 dB μ V (DIN 45004 B) - (230/240 Vac)

9040103	*CA-710	Terrestrial TV, 5 Inputs, 1 Output, UHF-UHF-UHF-BIII/DAB-BI/FM	8
---------	---------	--	---

* With preamplifier feeding

MULTIBAND AMPLIFIERS WITH IF SAT

9040077	*CA-720	6 Inputs, 1 Output, IF-UHF-UHF-UHF-BIII/DAB-BI/FM, output level terrestrial TV 122 dB μ V, satellite 120 dB μ V	8
9040102	*CA-620	6 Inputs, IF-UHF-UHF-UHF-BIII/DAB-BI/FM, 2 outputs TV/SAT TV, output level terrestrial TV 118 dB μ V, satellite 120 dB μ V. SPANISH MARKET ONLY.	8

* With preamplifier feeding & 14/18 Vdc, 0/22 KHz, LNB power

IF SAT AMPLIFIERS

Output level 120 dB μ V (EN 50083-3)

9040003	CA-730	1 Input, 1 Output, 13/17 V; 0/22 kHz G=42 dB (230/240 Vac)	8
---------	--------	--	---

ACCESSORIES

9040029	FL-100	GSM Rejection Filter	6
9040028	FL-200	Pass and Rejection Filter c/66-69	6
9040078	DI-007	DIN rail adapter for 904-AI & 906 Series	18

DISTRIBUTION AMPLIFIERS


Output level 113 dB μ V (DIN 45004 B) (230/240 Vac)

9040031	CF-111	1 In, 1 Out, UHF/VHF/Interband, G=38 dB, R.Path 5-30 Mhz	8
9040046	CF-115	1 In, 1 Out, UHF/VHF/Interband, G=38 dB, R.Path 5-65 MHz	8
9040032	CF-112	1 In, 1 Out, IF-UHF/VHF/Interband, G=40 dB, R.Path 5-30 MHz	8
9040047	CF-116	1 In, 1 Out, IF-UHF/VHF/Interband, G=40 dB, R.Path 5-65 MHz	8

Output level 120 dB μ V (DIN 45004 B) (230/240 Vac)

9040015	DA-720	1 In, 1 Out, Split Band UHF G=36 dB/VHF G=35 dB	8
9040036	CF-711	1 In, 1 Out, UHF/VHF/Interband, G=47dB, R.Path 5-30MHz, G=10 dB	8
9040042	CF-715	1 In, 1 Out, UHF/VHF/Interband, G=47 dB, R.Path 5-65 MHz, G=10 dB	8
9040037	CF-712	1 In, 1 Out, IF-UHF/VHF/Interband, G=47dB, R.Path 5-30 MHz, G=10 dB	8
9040043	CF-716	1 In, 1 Out, IF-UHF/VHF/Interband, G=47dB, R.Path 5-65 MHz, G=10dB	8

MULTIBAND AMPLIFIERS 904

CODE	TYPE	DESCRIPTION	PACK.
DISTRIBUTION AMPLIFIERS			
Output level 120 dB μ V (DIN 45004 B) (230/240 Vac)			
9040016	DA-701	1 In, 1 Out, UHF/VHF/Interband, G=34 dB, R.Path 5-30 MHz, G=4dB	8
9040017	DA-711	1 In, 1 Out, IF-UHF/VHF/Interband, G=34 dB, R.Path 5-30 MHz, G=4dB	8
9040019	DA-703	1 In, 1 Out, UHF/VHF/Interband, G=34 dB, R.Path 5-65 MHz, G=6 dB	8
9040025	DA-713	1 In, 1 Out, IF-UHF/VHF/Interband, G=34 dB, R.Path 5-65 MHz, G=6 dB	8
MICRO NETWORKS			
Output level 112 dB μ V (DIN 45004 B) (32 Vac)			
9040106	DT-520	Distribution amplifier, remote powered 32 Vac, UHF/VHF, 112dB μ V	24
Output level 102 dB μ V (DIN 45004 B) (32 Vac)			
9040104	DT-020	Distribution amplifier, remote powered 32 Vac, UHF/VHF, 2x102dB μ V	24
9040105	DT-021	Distribution amplifier, remote powered 32 Vac, UHF/VHF, 4x102dB μ V	24
ACCESSORIES			
9090100	IM-314	Current injector, 34 Vac, for remote powered 904-DT amplifiers	1
9040109	FT-423	Power supply unit, 34 Vac 500mA, for 904-DT remote powered amplifiers	1 
9060080	DI-214	Splitter, 2 outputs, 6,0dB (862 MHz) with AC path, 5 to 862 MHz, shielded, with F-type connector	6
9060081	DI-414	Splitter, 4 outputs, 10dB (862 MHz) with AC path, 5 to 862 MHz, shielded, with F-type connector	6





9040017



9040025

MODULAR SYSTEMS FOR TERRESTRIAL TV 905

CODE	TYPE	DESCRIPTION	PACK.
905-TO Series COFDM-PAL TRANSMODULATOR FTA			
9050147	TO-559	COFDM/PAL transmodulator, wideband, multistandard stereo, 1 standard mono	13 
9120093	PA-720	Broadband amplifier 119dB μ V	13
9120046	FA-310	Power supply for 8 transmodulators + amp. (230/240 Vac)	7
9120032	PS-003	Installer's programming control for head-ends	8
9120130	SP-226	Frame for power supply unit and 11 modules (amplifier included)	1
9120131	CP-226	Open-backed cabinet for frame, for power supply unit and 11 modules (amp.included)	1
9050043	VE-500	Fan for Cabinet 230 Vac	1
CHANNEL PROCESSORS			
9050146	PC-525	DVB-T & analogue channel processor, wideband UHF/VHF interbands	1 
9120093	PA-720	Broadband amplifier 119dB μ V	13
9120046	FA-310	Power supply for 8 channel processors + amp. (230/240 Vac)	7
9120032	PS-003	Installer's programming control for head-ends	8
9120130	SP-226	Frame for power supply unit and 11 modules (amplifier included)	1
9120131	CP-226	Open-backed cabinet for frame, for power supply unit and 11 modules (amp.included)	1
9050043	VE-500	Fan for Cabinet 230 Vac	1



905-TO SERIES



9050146

905 MODULAR SYSTEMS FOR TERRESTRIAL TV

CODE	TYPE	DESCRIPTION	PACK.
TV STANDARD			
B/G	CCIR	Indicate VHF channel C/XX , UHF channel C/XX , Interband C/SXX	
B/G	Italy	Indicate VHF channel C/X , UHF channel C/XX , Interband C/SXX	
D/K	OIRT	Indicate VHF channel C/RXX , UHF channel C/LXX , Interband C/RSXX	
I/I	South Africa, Ireland	Indicate VHF channel C/IXX , UHF channel C/XX , Interband C/ISXX	
I/I	UK	Indicate VHF channel C/UXX , UHF channel C/XX , Interband C/ISXX	
L/L	France	Indicate VHF channel C/LXX , UHF channel C/LXX , Interband C/LSXX	

Other standards: available sending the channel frequency table.

905-ZG Series FIXED CHANNEL AMPLIFIERS

Output level 123 dB μ V (DIN 45004 K)

9050035	ZG-211	Amplifier BII (FM), G = 53 dB (output level 2x109dB μ V)	1
9050106	ZG-212	Radio amplifier DAB, G = 50 dB (Output level 2x109dB μ V)	1
9050022	*ZG-431	Single channel amplifier UHF, G = 52 dB, for adjacent channels	1
9050074	*ZG-611	Single channel amplifier BI, BIII, Interband, G = 52 dB	1
9050073	ZG-902	Multichannel amplifier UHF, C/65-69, G=53 dB	1
9050037	ZG-901	Multichannel amplifier UHF, C/66-69, G=53 dB	1
9050023	*ZG-412	Two channel amplifier UHF, G=53 dB	1
9050024	*ZG-413	Three channel amplifier UHF, G=53 dB	1
9050026	*ZG-414	Four channel amplifier UHF, G=53 dB	1
9050083	AS-125	24Vdc 1.7 A Power supply (230/240 Vac) with 10 pins connector	28
9050100	SP-126	Frame for power supply unit and 12 modules	1
9050124	CP-126	Open-backed cabinet for frame, for power supply unit and 12 modules	1
9050102	PZ-010	Fast "F" connector plug bridge	10

* Indicate selected channel

905-ZP Series FIXED CHANNEL AMPLIFIERS

Output level 115 dB μ V (DIN 45004 K)

9050097	ZP-211	Amplifier BII (FM), G = 43 dB (Output level 2x101,0 dB μ V)	1
9050108	ZP-212	Radio amplifier DAB, G = 40 dB (Output level 2x101dB μ V)	1
9050092	*ZP-431	Single channel amplifier UHF, G = 40 dB, for adjacent channels	1
9050098	*ZP-611	Single channel amplifier BI, BIII, Interband, G = 42 dB	1
9050133	ZP-902	Multichannel amplifier UHF, C/65-69, G=40 dB	1
9050132	ZP-901	Multichannel amplifier UHF, C/66-69, G=40 dB	1
9050093	*ZP-412	Two channel amplifier UHF, G=40 dB	1
9050094	*ZP-413	Three channel amplifier UHF, G=40 dB	1
9050096	*ZP-414	Four channel amplifier UHF, G=40 dB	1
9050083	AS-125	24Vdc 1.7 A Power supply (230/240 Vac) with 10 pins connector	28
9050100	SP-126	Frame for power supply unit and 12 modules	1
9050124	CP-126	Open-backed cabinet for frame, for power supply unit and 12 modules	1
9050102	PZ-010	Fast "F" connector plug bridge	10

* Indicate selected channels

905-ZA Series PROGRAMMABLE AMPLIFIERS


9050126	ZA-411	Programmable double filter for DTT or analogue channels in UHF. Modular, single channel or multi channel	1
9050122	ZA-431	Programmable channel processor for DTT or analogue channels in UHF. Modular, single channel with 70dB selectivity	1
9050139	ZA-331	Programmable channel processor for DTT or analogue channels in BIII. Modular, single channel with 70dB selectivity	1



9050083



905-ZG SERIES



905-ZP SERIES



905-ZA SERIES

MODULAR SYSTEMS FOR TERRESTRIAL TV 905

CODE	TYPE	DESCRIPTION	PACK.
905-ZA Series PROGRAMMABLE AMPLIFIERS			
9050140	ZA-903	905-ZA system with 3 modules ZA-411	1
9050141	ZA-904	905-ZA system with 4 modules ZA-411	1
9050142	ZA-905	905-ZA system with 5 modules ZA-411	1
9050129	PA-320	Broadband amplifier 110 dB μ V, with FM & DAB	1
9050128	AS-326	Power supply 5+24Vdc 45 VA with 10 pins connector	28
9120032	PS-003	Installer's programming control for head-ends	8
9050100	SP-126	Frame for power supply unit and 12 modules	1
9050124	CP-126	Open-backed cabinet for frame, for power supply unit and 12 modules	1
9050102	PZ-010	Fast "F" connector plug bridge	10



905 - ZA

INDIVIDUAL DTT RECEIVERS			
9050151	RT-007	Individual digital terrestrial TV receiver with firmware update by USB, hard disk output by USB and SD card reader	10



IF AMPLIFIERS			
9050116	ZF-712	IF Amplifier, 0/13/18 Vdc, 0/22 KHz, G=45 dB. Output level 120 dB μ V	1
9050099	SP-122	Frame for power supply unit and 4 modules	1

ACCESSORIES FOR MONOCHANNEL HEAD-ENDS UP TO 18 MODULES			
9050083	AS-125	24Vdc 1.7 A Power supply (230/240 Vac) with 10 pins connector	28
9050125	SP-128	Frame for power supply unit and 18 modules	1
9050136	CP-128	Open-backed cabinet for frame, for power supply unit and 18 modules	1



9050125

MULTIPLEXERS AND DIPLEXERS FOR DTT			
9020037	AS-008	Multiplexer, 1 inp. at 1 dB (5-2.400 MHz), 1 inp. at 8 dB (470-862 MHz)	6
9020038	AS-010	Double multiplexer, 2 inp. at 1 dB (5-2.400 MHz), 2 inp. at 10 dB (470-862 MHz)	6
9020036	SE-008	Diplexer, 1 out. at 1 dB (5-2.400 MHz), 1 out. at 8 dB (470-862 MHz)	6

ACCESSORIES			
9050004	RM-075	Shielded load 75 Ohm	1
9080019	*RC-110	75 Ohm Load - Isolated "F" connector	10
9120105	*LS-207	Flat power cable of 20 lines, to connect the P.Supply+11 modules	50
9050104	*LT-107	10 Lines power flat cable, for PSU and 18 modules	50
9050118	*LT-100	10 Lines power flat cable extender	50
9050099	SP-122	Frame for power supply unit and 4 modules	1
9050143	SP-123	Frame for power supply unit and 7 modules	1
9050125	SP-128	Frame for power supply unit and 18 modules	1
9050145	SP-136	Cabinet frame for power supply unit and 12 modules	1
9050136	CP-128	Open-backed cabinet for frame, for power supply unit and 18 modules	1
9120132	CP-426	Open-backed cabinet for two frames, for power supply unit and 11 modules (amp.included)	1
9050043	VE-500	Fan for Cabinet 230 Vac	1
9120136	SP-725	Frame for 19" rack, for power supply unit and 9 modules (amplifier included)	1
9120100	IP-001	Interface for firmware update 905-TO	13



9050136

* Only for 905-Series "NEW DESIGN"

ACCESSORIES FOR COMPATIBILITY BETWEEN 905-Series			
9050119	PZ-020	"F" To male IEC \varnothing 9,52mm plug bridge	10
9050121	LT-112	Power cable from Faston connector to 10 pin female connector	1
9050120	LT-102	Power cable from Faston connector to 10 pin male connector	1



9050119



9050121

906 TAP-OFFS AND SPLITTERS



9060046



9060073



9060038



9060037



9060077

CODE	TYPE	DESCRIPTION	PACK.
SHIELDED TAP-OFFS ("F"CONNECTOR) SAT TV IF			
NON EQUALISED			
9060031	FP-211	2 outputs at 11 dB, 5 to 2400 MHz	6
9060032	FP-217	2 outputs at 17 dB, 5 to 2400 MHz	6
9060043	FP-223	2 outputs at 23 dB, 5 to 2400 MHz	6
9060044	FP-226	2 outputs at 26 dB, 5 to 2400 MHz	6
9060046	FP-414	4 outputs at 14 dB, 5 to 2400 MHz	6
9060047	FP-420	4 outputs at 20 dB, 5 to 2400 MHz	6
9060048	FP-426	4 outputs at 26 dB, 5 to 2400 MHz	6
9060063	DE-201	2 outputs at 13,5 dB, 5 to 2150 MHz	12
9060064	DE-203	2 outputs at 16,5 dB, 5 to 2150 MHz	12
9060065	DE-205	2 outputs at 22 dB, 5 to 2150 MHz	12
9060066	DE-207	2 outputs at 27 dB, 5 to 2150 MHz	12
9060068	DE-401	4 outputs at 15 dB, 5 to 2150 MHz	12
9060069	DE-403	4 outputs at 17,5 dB, 5 to 2150 MHz	12
9060070	DE-405	4 outputs at 22,5 dB, 5 to 2150 MHz	12
9060071	DE-407	4 outputs at 28,5 dB, 5 to 2150 MHz	12
9060073	DE-603	6 outputs at 21 dB, 5 to 2150 MHz	12
9060074	DE-605	6 outputs at 24,5 dB, 5 to 2150 MHz	12
9060075	DE-607	6 outputs at 27,5 dB, 5 to 2150 MHz	12
EQUALISED			
9060053	FD-210	2 Outputs, 13 dB (860 MHz)/ 8,5 dB (2150 MHz)	6
9060033	FD-213	2 Outputs, 17,5 dB (860 MHz) / 12 dB (2150 MHz)	6
9060034	FD-219	2 Outputs, 24 dB (860 MHz) / 17,5 dB (2150 MHz)	6
9060035	FD-225	2 Outputs, 30 dB (860 MHz) / 26 dB (2150 MHz)	6
9060054	FD-410	4 Outputs, 15 dB (860 MHz) / 10 dB (2150 MHz)	6
9060038	FD-413	4 Outputs, 18,5 dB (860 MHz) / 13,5 dB (2150 MHz)	6
9060039	FD-419	4 Outputs, 24 dB (860 MHz) / 18,5 dB (2150 MHz)	6
9060040	FD-425	4 Outputs, 30 dB (860 MHz) / 25,5 dB (2150 MHz)	6
SHIELDED SPLITTERS ("F"CONNECTOR) SAT TV IF			
9060036	FI-243	2 Outputs splitter, 4 dB (47 MHz)/ 5,5 dB (2150 MHz)	6
9060037	FI-473	4 Outputs splitter , 9 dB (47 MHz) / 10,5 dB (2150 MHz)	6
9060041	FI-253	2 Outputs splitter, 4,5 dB (47 MHz) / 4 dB (2150 MHz)	6
9060042	FI-483	4 Outputs splitter, 9,5 dB (47 MHz) / 10,5 dB (2150 MHz)	6
9060055	FI-244	2 Outputs splitter, 5,5 dB (2150 MHz), DC path in all outputs	6
NEW	9060078	3 Outputs splitter, 9 dB (862 MHz), 5 to 2400 MHz, DC path, shielded, with F type connector	6
9060056	FI-474	4 Outputs splitter , 11 dB (2150 MHz),DC path in all outputs	6
9060057	FI-254	2 Outputs splitter, 4 dB (2150 MHz), DC path in all outputs	6
NEW	9060079	5 Outputs splitter, 10,5 dB (862 MHz), 15 dB (2150 MHz), 5 to 2400 MHz, DC path, shielded, with F type connector	6
9060058	FI-484	4 Outputs splitter, 10dB (2150 MHz), DC path in all outputs	6
9060076	DI-202	2 Outputs splitter, 6 dB (2150 MHz) with DC path, 5 to 2300 MHz, shielded	12
9060096	DI-302	IF splitter 3 outputs with DC path	12
9060077	DI-402	4 Outputs splitter, 10,5 dB (2150 MHz) with DC path, 5 to 2300 MHz, shielded	12
9060061	DI-602	IF splitter 6 outputs with DC Path, 15 dB (2150 MHz)	12
9060062	DI-802	IF splitter 8 output with DC Path, 16,5 dB (2150 MHz)	12

TAP-OFFS AND SPLITTERS 906

CODE	TYPE	DESCRIPTION	PACK.
MAST SHIELDED SPLITTER, WITH "F" CONNECTOR			
With plastic case for outdoor use			
9020041	MM-200	2 Outputs splitter with DC Path	24
ACCESSORIES			
9060026	SD-003	Outdoor plastic cover for FD, FI	4
9060060	SD-100	Mast Outdoor plastic Cover FD-FP-FI	1
9120039	CM-004	Male F connector to screw onto RG-6 coaxial cable, diam. 6.5-6.8 mm	10
9080023	MC-302	F male connector to screw on coaxial diam.6.9 - 7.2 mm	100
9080014	MC-104	F male connector to crimp on coaxial RG-6, diam.7.0 mm	50
9080015	MC-204	F male compression connector for coaxial RG-11, diam.10.0 - 10,4 mm	50
9120011	RS-275	75 Ohm Load (for "F" connector)	10
9070075	SB-003	Accessory surface mounting	24



9060026

SHIELDED OUTLET UNITS 907

CODE	TYPE	DESCRIPTION	PACK.
MATV - TERRESTRIAL TV			
WITHOUT FRONT PLATE (5-862 MHz)			
TERMINAL			
9070037	BM-100	Terminal, Attenuation 3 dB	24
9070038	BM-101	Terminal, Attenuation 5,5 dB (bridged)	24
9070039	BM-111	Terminal, Attenuation 0,5 dB	24
SERIAL MOUNTING - INDUCTIVE, DIRECTIONAL			
9070040	BM-200	Attenuation 8 dB (13-862 MHz)	24
9070041	BM-500	Attenuation 10,5 dB (5-862 MHz)	24
9070042	BM-700	Attenuation 15,5 dB (5-862 MHz)	24
CASCADE MOUNTING - RESISTIVE (5-862 MHz)			
9070033	BM-001	Level 1 (Terminal), Attenuation 12 dB	24
9070034	BM-023	Levels 2 and 3, Attenuation 15 dB	24
9070035	BM-456	Levels 4, 5 and 6, Attenuation 21 dB	24
9070036	BM-789	Levels 7, 8 and 9, Attenuation 25 dB	24
SMATV - SATELLITE TV (5-2400 MHz)			
LNB CONTROL, WITHOUT FRONT PLATE, 2 OUTPUTS			
TERMINAL			
9070068	BS-110	Terminal, Attenuation 5 dB	24
9070069	BS-111	Terminal, Attenuation 5 dB	24
9070073	BS-112	Terminal, Attenuation 1,2 dB	24
9070105	BS-113	Terminal, Attenuation 1,2 dB, without clamps	90
9070062	BS-100	Terminal, filtered, 1,2 dB, "F" connector.	24
SERIAL MOUNTING			
9070070	BS-210	Attenuation 12 dB	24
9070071	BS-510	Attenuation 15 dB	24



9070040



9070105



9070070

907 SHIELDED OUTLET UNITS



9070087



9070046



9070022

CODE	TYPE	DESCRIPTION	PACK.
SMATV - SATELLITE TV (5-2400 MHz)			
CASCADE MOUNTING			
9070004	BS-220	IF Outlet 11,5 dB cascade (5-2400 MHz)	24
9070005	BS-420	IF Outlet 17,5 dB cascade (5-2400 MHz)	24
9070006	BS-620	IF Outlet 22,5 dB cascade (5-2400 MHz)	24
9070008	BS-820	IF Outlet 35 dB cascade (5-2400 MHz)	24
TERMINAL, LNB CONTROL, WITH FRONT PLATE, 2 OUTPUTS			
9070087	BS-101	BS-100 + EM-202	18
TERMINAL, LNB CONTROL, WITH FRONT PLATE, ACCESSORY SURFACE MOUNTING, 3 OUTPUTS			
9070086	BS-102	IF Terminal outlet, 2dB with 3 connectors, DC path in SAT outlet	24
TERMINAL, WITHOUT FRONT PLATE, TO INTEGRATE IN WIRING DEVICES			
9070121	BS-130	Terminal filtered IF outlet 2dB, without front plate	250

CATV - CABLE TV (5-1000 MHz)

FILTERED - WITHOUT FRONT PLATE

TERMINAL

9070043	BC-100	Terminal, Attenuation 0,9 dB	24
9070046	BC-110	Terminal, Attenuation 5,5 dB	24

SERIAL MOUNTING

9070046	BC-110	Terminal, Attenuation 5,5 dB	24
9070044	BC-200	Attenuation 10 dB	24
9070045	BC-500	Attenuation 15 dB	24

FRONT PLATE

9070020	EM-200	Front plate TV / FM (for BM & BC)	24
9070021	EM-201	Front plate TV-R/TV-R (for all BS, except BS-112/100)	24
9070022	EM-202	Front plate TV-R/SAT (for BS-112/100)	24
9070024	EM-210	Customised front plate TV/FM (for BM & BC)	1000
9070025	EM-211	Customised front plate TV-R/TV-R (for all BS, except BS-112)	1000
9070027	EM-212	Customised front plate TV-R/SAT (for BS-112/100)	1000

908 CONNECTORS AND ACCESSORIES



9080015

CODE	TYPE	DESCRIPTION	PACK.
"F" CONNECTORS			
9120039	CM-004	Male "F" Connector to screw onto RG-6 coaxial cable, diam. 6.5-6.8 mm	10
9080008	MC-101	Fast Male "F" connector for RG6	10
9080014	MC-104	F male connector to crimp on coaxial RG-6, diam. 7.0 mm	50
9080015	MC-204	F male compression connector for coaxial RG-11, diam. 10.0 - 10,4 mm	50
9080023	MC-302	F male connector to screw on coaxial diam. 6.9 - 7.2 mm	100

CONNECTORS AND ACCESSORIES 908

CODE	TYPE	DESCRIPTION	PACK.
IEC CONNECTORS (9,52 MM.)			
9080006	MC-001	Male connector 9,52 mm, tinned	10
9080025	MC-000	IEC 9.52 mm male connector for coaxial cable Ø 6.5 - 7.2 mm	10
9080007	HC-001	Female connector 9,52 mm, tinned	10
9080000	MC-095	Male connector 9,52 mm shielded	50
9080001	HC-095	Female connector 9,52 mm shielded	50
9080010	RM-095	Straight male connector 9,52 mm	25
9080011	RH-095	Straight female connector 9,52 mm	25



9080007



9080000



9080012

SPLICERS			
9080012	EP-111	F-F splicer	10
9080026	EP-311	Quick F male to male splicer	100
9080013	EP-212	Female-Female IEC adaptor 9,52 mm.	10
9080020	EP-313	Male-Male IEC adaptor 9,52 mm.	10
9080027	EP-414	Male IEC Ø 9.52 mm to F female adaptor	10
9080004	EM-101	Coaxial cable splicer	25

75 OHM LOADS			
9120011	RS-275	75 Ohm Load (For "F" connector)	10
9080019	RC-110	75 Ohm Load - Isolated "F" connector	10
9060050	RF-075	75 Ohm Load resistor	50

TOOLS			
9080017	HE-000	Stripping tool for RG-6 coaxial, diam.6.5 - 7.1 mm	1
9080028	HE-002	Cylinder stripping tool for RG-6 coaxial cable, diam.6.5 - 7.1 mm	1
9080021	HE-001	Stripping tool for RG-11 coaxial, diam.10.1 mm	1
9080016	HE-200	Crimping tool for MC-104 connector	1
9080022	HE-201	Tool to compress MC-204 connectors	1
9080018	HE-100	Mounting tool for F male connectors	1
9120027	LF-001	F Connector wrench tool	3



9080016

CONNECTING ACCESSORIES 909

CODE	TYPE	DESCRIPTION	PACK.
PREAMPLIFIERS, "F" CONNECTOR			
9090029	PR-310	Preamplifier 5-2400 MHz, 10 dB with DC Path (13/18 Vac)	1
9090028	PR-200	14 dB UHF Preamplifier remote feed (24 Vdc)	1



9090029

ATTENUATORS, "F" CONNECTOR			
9090033	AV-315	Variable attenuator 18 dB (5-2400 MHz) with DC path	1
9090031	AV-305	Variable attenuator 18 dB (5-2400 MHz)	1
9090032	AV-206	Variable attenuator VHF/UHF 18 dB with 950 to 2400 MHz, pass through	1
9090020	AV-106	Variable attenuator of 18 dB for VHF with 470-2400 MHz pass through	1
9090021	AE-303	12 dB attenuator (5-2400 MHz)	1



9090033

909 CONNECTING ACCESSORIES

CODE	TYPE	DESCRIPTION	PACK.
FILTERS "F" CONNECTOR			
9090023	RB-008	CB rejection filter of 40 dB	1
9090022	RB-208	FM rejection filter of 40 dB	1
9090026	FR-423	Rejection filter of 18 dB adj. To UHF channel (adj.by end user)	1
EQUALISERS, "F" CONNECTOR			
9090018	EQ-186	Double equalizer 18 / 6 dB (5-862 MHz)	6
9090019	EQ-126	Double equalizer 12 / 6 dB (5-862 MHz)	6
SPLITTERS AND MULTIPLEXERS, IEC CONNECTOR			
9090016	DV-102	Splitter 2 Outputs (Video)	1
9090017	MD-104	Indct. Mix/split.(2 Outputs)	1
PREAMPLIFIERS, IEC CONNECTOR			
9050009	TL-014	UHF Ampl. G=14dB, (24 Vdc)	1
ATTENUATORS, IEC CONNECTOR (9,52 MM.)			
9090002	AC-018	1-23 dB Attenuator	1
INJECTORS AND EXTRACTORS, IEC CONNECTOR			
9050002	IM-024	Current injector (24 Vdc)	1
9090010	EC-024	Current extractor (24 Vdc)	1
ACCESSORIES			
9090038	BL-300	Current blocker (5-2400 MHz)	1



9090019



9090016



9090002

910 COAXIAL CABLES

CODE	TYPE	DESCRIPTION	PACK.
9100013	CE-170	75 Ohm 18dB/100m 862MHz, 30 dB/100 m 2150 MHz, Cu/Al/Al	100m
9100012	CE-752	RG-6 coaxial cable 7 mm, 75 Ohm 17dB/100m 862MHz, 29 dB/100m 2150 MHz, Cu/Al/Al	100m
9100015	CE-740	Coaxial cable 17 dB/100 m 862 MHz black,29 dB/100m 2150 MHz	100m
9100014	FI-250	75 Ohm 17dB/100m 862MHz, 28 dB/100 m 2150 MHz, Cu/Cu/Cu	100m
9100017	CE-750	RG-6 coaxial cable 7 mm, 75 Ohm, 17dB/100m at 862MHz, 29dB/100m at 2150MHz, Cu/Al/Al, white PVC by 500 m coils	500m
9100019	CE-741	RG-6 coaxial cable 7 mm, 75 Ohm, 17dB/100m at 862MHz, 29dB/100m at 2150MHz, Cu/Al/Al, black PE by 500 m coils	500m
9100021	CE-753	RG-6 coaxial cable 7 mm, 75 Ohm, 18dB/100m at 862MHz, 30dB/100m at 2150MHz, Cu/Al/Al, white PVC by 100 m coils	100m
9100018	CE-850	RG-6 coaxial cable 6.8 mm, 75 Ohm, 18dB/100m at 862MHz, 30dB/100m at 2150MHz, Cu/Al/Al, white PVC by 500 m coils	500m
9100016	CL-200	RG-11 coaxial cable diam.10.1 mm, 75 Ohm, 13 dB/100 m,862 MHz, 22dB/100 m	250m
9100050	GC-007	Cable wall support with nail	100m



9100012



9100016

MODULATORS 912

CODE	TYPE	DESCRIPTION	PACK.
VSB MODULATORS (SAW FILTER) STEREO/MONO			
SAW FILTER			
9120107	MS-541	A/V Modulator standard BG, wideband programmable	13
9120109	MS-543	A/V Modulator standard I, wideband programmable	13
9120110	MS-544	A/V Modulator standard D/K, wideband programmable	13
9120138	MS-545	A/V Modulator standard MN, wideband programmable	13
9120046	FA-310	Power Supply for 10 modulators + amp. (230/240 Vac)	7
9120140	FA-311	Power supply 3,3+5,2+12+24 Vdc 125 VA with 20 pins connector (110 Vac)	7
9120032	PS-003	Installer's programming control for head-ends	8
9120141	PS-004	Installer's equipment programmer, only for America	8
9120130	SP-226	Frame for power supply unit and 11 modules (amplifier included)	1
9120131	CP-226	Open-backed cabinet for frame, for power supply unit and 11 modules (amp.included)	1
9050043	VE-500	Fan for Cabinet 230 Vac	1
STEREO - SAW FILTER			
9120106	MS-551	A/V modulator standard BG, stereo, wideband programmable	13
9120093	PA-720	Broadband amplifier 119dB μ V	13



912-MS SERIES

ACCESSORIES			
9120136	SP-725	Frame for 19" rack, for power supply unit and 9 modules (amplifier included)	1
9120102	LA-100	Voltage adaptor from FA-310 power supply to 24Vdc	1
9120079	CD-011	Audio-video cable for MS (RCA to miniDIN)	1
9120094	CD-113	Audio-video cable for MS (RCA to miniDIN) Stereo	1
9120003	CU-001	Cable for updating the PS-003 programmer	1
9120105	LS-207	Flat power cable of 20 lines, to connect the P.Supply+11 modules	50





9120094

MULTISTANDARD COMPACT MODULATORS			
9510063	MD-110	Modulator BI, standard BG/DK/I	24
9510064	MD-310	Modulator BIII, standard BG/DK/I	24
9510065	MD-410	Modulator UHF, standard BG/DK/I/L	24
9510066	CR-101	Audio-video cable for MD (Scart to RCA)	100
9510067	MD-531	Modulator wideband BG standard stereo	24
9510068	CR-103	Euroconnector cable to RCA stereo	100



SATELLITE RECEPTION (SMATV) 912

CODE	TYPE	DESCRIPTION	PACK.
TRANSMODULATORS FOR DIGITAL CHANNELS, SMATV INSTALLATIONS			
QPSK-COFDM TRANSMODULATORS FTA			
9120143	TT-101	QPSK/COFDM transmodulator, wideband output VHF-UHF-S	1 
9120093	PA-720	Broadband amplifier 119dB μ V	13
9120046	FA-310	Power supply for 4 transmodulators + amp. (230/240 Vac)	7
9120130	SP-226	Frame for power supply unit and 11 modules (amplifier included)	1
9120131	CP-226	Open-backed cabinet for frame, for power supply unit and 11 modules (amp.included)	1
9050043	VE-500	Fan for Cabinet 230 Vac	1



912-TT SERIES

912 SATELLITE RECEPTION (SMATV)



9120032



912-TP SERIES



912-TP C.I. SERIES



912-UC SERIES



9120156

CODE	TYPE	DESCRIPTION	PACK.
------	------	-------------	-------

SATELLITE RECEPTION (SMATV)


QPSK-PAL TRANSMODULATORS FTA

9120129	TP-559	QPSK/PAL transmodulator, multistandard stereo, 1 standard mono	13
9120093	PA-720	Broadband amplifier 119dB μ V	13
9120046	FA-310	Power supply for 8 transmodulators + amp. (230/240 Vac)	7
9120032	PS-003	Installer's programming control for head-ends	8
9120130	SP-226	Frame for power supply unit and 11 modules (amplifier included)	1
9120131	CP-226	Open-backed cabinet for frame, for power supply unit and 11 modules (amp.included)	1
9050043	VE-500	Fan for Cabinet 230 Vac	1

QPSK-PAL TRANSMODULATORS C.I.

9120128	TP-569	QPSK/PAL transmodulator with CI slot, multistandard stereo, 1 standard mono	13
9120093	PA-720	Broadband amplifier 119dB μ V	13
9120046	FA-310	Power supply for 4 transmodulators C.I. + amp. (230/240 Vac)	7
9120032	PS-003	Installer's programming control for head-ends	8
9120130	SP-226	Frame for power supply unit and 11 modules (amplifier included)	1
9120131	CP-226	Open-backed cabinet for frame, for power supply unit and 11 modules (amp.included)	1
9050043	VE-500	Fan for Cabinet 230 Vac	1

QPSK-QAM TRANSMODULATORS





 9120142	TQ-521	QPSK/QAM transmodulator, output in BI-BIII-UHF and interbands	13
9120093	PA-720	Broadband amplifier 119dB μ V	13
9120046	FA-310	Power supply for 6 transmodulators + amp. (230/240 Vac)	7
9120032	PS-003	Installer's programming control for head-ends	8
9120130	SP-226	Frame for power supply unit and 11 modules (amplifier included)	1
9120131	CP-226	Open-backed cabinet for frame, for power supply unit and 11 modules (amp.included)	1
9050043	VE-500	Fan for Cabinet 230 Vac	1

IF-IF PROCESSORS










IF SMATV FOR DIGITAL CHANNELS

9120103	UC-221	DVB-S2/S Double IF Processor with 1 loop-through input	13
9120104	UC-222	DVB-S2/S Double IF Processor with 2 inputs	13
9050116	ZF-712	IF Amplifier, G=45 dB. Output level 120 dB μ V	1
9120046	FA-310	Power Supply for 8 IF-IF Processors + amp. (230/240 Vac)	7
9120032	PS-003	Installer's programming control for head-ends	8
9120130	SP-226	Frame for power supply unit and 11 modules (amplifier included)	1
9120131	CP-226	Open-backed cabinet for frame, for power supply unit and 11 modules (amp.included)	1
9050043	VE-500	Fan for Cabinet 230 Vac	1
9120124	LA-102	Voltage adaptor from FA-310 power supply to AS-125 (flat cable 10 lines)	1

DISHES

 9120156	PF-220	Satellite dish 65 cm, electro zinc plated steel with polyester coating	15
 9120159	PF-222	Pallet with 300 satellite dishes 65 cm, electro zinc plated steel with polyester coating	1
 9120160	PF-420	Satellite dish 80 cm, electro zinc plated steel with polyester coating	12
 9120163	PF-422	Pallet with 300 satellite dishes 80 cm, electro zinc plated steel with polyester coating	1
9120122	PF-431	Fibre Offset dish, 85 cm \emptyset	1
9120016	PF-100	Offset 100 cm \emptyset mast	1

SATELLITE RECEPTION (SMATV) 912

CODE	TYPE	DESCRIPTION	PACK.
KITS (DISH + LNB)			
9120157	PF-223	Satellite dish 65 cm with universal single LNB 0.3 dB, electro zinc plated steel with polyester coating	15 
9120158	PF-224	Satellite dish 65 cm with universal single LNB 0.3 dB, 5 units per pack, electro zinc plated steel with polyester coating	15 
9120030	PF-230	Fibre Offset dish, 60 cm Ø, Universal 1 Out. LNB included	1
9120161	PF-423	Satellite dish 80 cm with universal single LNB 0.3 dB, electro zinc plated steel with polyester coating	12 
9120162	PF-424	Satellite dish 80 cm with universal single LNB 0.3 dB, 5 units per pack, electro zinc plated steel with polyester coating	12 
ACCESSORIES			
9980018	BE-201	Embedded Dish Base (4x150 mm) for PI-101	1
9980009	PI-101	Dish support (4x150 mm)	1
9980023	SA-010	Support 2 LNB for dishes PF-230/431	1
9980115	BZ-401	Wall support for 65 cm satellite dish, 295 mm length, zinc-coated steel	1 
9980063	BZ-400	Wall support for dish	1
9120166	EN-001	Carton box for 1 to 5 satellite dishes 65 cm, disassembled	70 
9120167	EN-002	Carton box for 1 to 5 satellite dishes 80 cm, disassembled	75 
LNB			
9120165	UE-401	Universal quattro LNB, noise figure 0.3 dB, Ku band	1 
9120164	UE-002	Universal single LNB, noise figure 0.3 dB, Ku band	50 
INDIVIDUAL SAT RECEIVERS			
9120137	RS-005	Individual digital satellite receiver with firmware update to USB, hard disk output by USB and Conax card reader	5
ACCESSORIES			
9120126	CB-400	Combiner-amplifier with 10 inputs, G=29dB, Output level 118dB μ V	9
9120090	MF-201	Headend Multiplexer C/2-S/12 & C/S14-S36	6
9120091	MF-202	Headend Multiplexer C/21-44 & C/47-69	6
9120092	MF-205	Headend Multiplexer C/2-S36 & C/21-69	6
9120027	LF-001	F Connector wrench tool	3
9120079	CD-011	Audio-video cable for MS (RCA to miniDIN)	1
9120098	CD-003	A/V cable for US & MS (miniDIN to/from euroconnector) Stereo	1
9120094	CD-113	Audio-video cable for MS (RCA to miniDIN) Stereo	1
9120135	CD-213	Output A/V cable miniDIN to RCA, stereo, for TP-901	1
9120051	LA-001	Adaptor bridge for FA-202 power supply in MS-511	1
9120102	LA-100	Voltage adaptor from FA-310 power supply to 24Vdc	1
9120124	LA-102	Voltage adaptor from FA-310 power supply to AS-125 (flat cable 10 lines)	1
9120011	RS-275	75 Ohm Load (For F connector)	10
9120074	CA-025	Power converter for FA-203 to 24Vdc-375mA	1
9120075	CL-120	Long power supply bridge cable	1
9120052	LS-001	SAT power supply bridge cable	12
9120063	PU-001	Demultiplexing SAT bridge	12
9120064	PU-101	Multiplexing SAT bridge	12
9120003	CU-001	Cable for updating the PS-003 programmer	1
9120100	IP-001	Interface for firmware update 912-TP/TQ	13
9120136	SP-725	Frame for 19" rack, for power supply unit and 9 modules (amplifier included)	1
9050043	VE-500	Fan for Cabinet 230 Vac	1
9120105	LS-207	Flat power cable of 20 lines, to connect the P.Supply+11 modules	50



9120157



9120164



9120126



9120027



9120102



9120075

913 FINAL MULTISWITCHES



9130018



9130036



9130037



9130050



9130057


CODE	TYPE	DESCRIPTION	PACK.
FINAL MULTISWITCHES			
4 POLARITIES + TV			
9130013	MU-110	4 polarities and TV with 4 outputs. DiSEqC 2.0, return path	1
9130014	MU-310	4 polarities and TV with 8 outputs. DiSEqC 2.0, return path	1
9130015	MU-610	4 polarities and TV with 16 outputs. DiSEqC 2.0, return path	1
8 POLARITIES + TV			
9130016	MU-130	8 polarities and TV with 4 outputs. DiSEqC 2.0, return path	1
9130017	MU-330	8 polarities and TV with 8 outputs. DiSEqC 2.0, return path	1
9130018	MU-630	8 polarities and TV with 16 outputs. DiSEqC 2.0, return path	1
16 POLARITIES + TV			
9130067	MU-370	16 polarities and TV with 8 outputs. DiSEqC 2.0	1
9130068	MU-670	16 polarities and TV with 16 outputs. DiSEqC 2.0	1
POWER SUPPLY			
9130054	FU-612	Power Supply unit, 18 Vdc/2000 mA (8 LNB of 250 mA), for multiswitch	1
CASCADABLE MULTISWITCHES			
4 POLARITIES + TV			
9130033	MU-320	8 polarities and TV with 8 outputs. DiSEqC 2.0, return path	1
9130034	MU-620	4 polarities and TV with 16 outputs. DiSEqC 2.0, return path	1
9130020	MU-321	Active, 4 polarities and TV with 8 outputs. DiSEqC 2.0, return path	1
9130021	MU-621	Active, 4 polarities and TV with 16 outputs. DiSEqC 2.0, return path	1
9130041	AU-620	Amplifier 4 polarities 118,5 dB μ V	1
8 POLARITIES + TV			
9130036	MU-340	8 polarities and TV with 8 outputs. DiSEqC 2.0, return path	1
9130037	MU-640	8 polarities and TV with 16 outputs. DiSEqC 2.0, return path	1
9130023	MU-341	Active, 8 polarities and TV with 8 outputs. DiSEqC 2.0, return path	1
9130024	MU-641	Active, 8 polarities and TV with 16 outputs. DiSEqC 2.0, return path	1
9130042	AU-640	Amplifier 8 polarities 118,5 dB μ V	1
16 POLARITIES + TV			
9130065	MU-380	16 polarities and TV with 16 outputs. DiSEqC 2.0	1
9130064	MU-680	16 polarities and TV with 16 outputs. DiSEqC 2.0	1
9130066	AU-680	Head-end amplifier for 16 polarities multiswitches, G=35, 117 dB μ V	1
POWER SUPPLY			
9130054	FU-612	Power Supply unit, 18 Vdc/2000 mA (8 LNB of 250 mA), for multiswitch	1
9130057	FU-513	Power Supply unit, 7.5 Vdc/3800 mA, for cascadable Multiswitches	1
ACCESSORIES			
9130050	CN-611	DiSEqC switch for 16 polarities (requires 2 multiswitches with 8 polarities, one switch per output)	36
9080019	RC-110	75 Ohm Load - Isolated "F" connector	10
9090029	PR-310	Preamplifier 5-2400 MHz, 10 dB with DC Path (13/18 Vac)	1
9090033	AV-315	Variable attenuator 18 dB (5-2400 MHz) with DC path	1
9130062	DU-240	Splitter 9x2 5.5 dB (2150 MHz), with 2 outputs for multiswitches with 8 polarities and TV, DC path	1
9130059	DI-213	Splitter, 2 outputs, 5.5 dB (2150 MHz) with P.C., compatible with 913 series, 5 to 2400 MHz, shielded, with F-type connector	6
9130060	DI-413	Splitter, 4 outputs, 11 dB (2150 MHz) with P.C., compatible with 913 series, 5 to 2400 MHz, shielded, with F-type connector	6

FINAL MULTISWITCHES 913

CODE TYPE DESCRIPTION PACK.

FINAL MULTISWITCHES - NEW RANGE

4 POLARITIES + TV

9130144	MB-102	4 polarities and TV with 8 outputs. DiSEqC 2.0, active terrestrial band, includes power supply	5
9130145	MB-103	4 polarities and TV with 12 outputs. DiSEqC 2.0, active terrestrial band, includes power supply	5
9130146	MB-104	4 polarities and TV with 16 outputs. DiSEqC 2.0, active terrestrial band, includes power supply	5
9130147	MB-105	4 polarities and TV with 20 outputs. DiSEqC 2.0, active terrestrial band, includes power supply	5
9130148	MB-106	4 polarities and TV with 24 outputs. DiSEqC 2.0, active terrestrial band, includes power supply	5
9130160	MB-108	4 polarities and TV with 32 outputs. DiSEqC 2.0, active terrestrial band, includes power supply	5 

8 POLARITIES + TV

9130069	MB-202	8 polarities and TV with 8 outputs. DiSEqC 2.0, active terrestrial band, includes power supply	5
9130070	MB-203	8 polarities and TV with 12 outputs. DiSEqC 2.0, active terrestrial band, includes power supply	5
9130071	MB-204	8 polarities and TV with 16 outputs. DiSEqC 2.0, active terrestrial band, includes power supply	5
9130072	MB-205	8 polarities and TV with 20 outputs. DiSEqC 2.0, active terrestrial band, includes power supply	5
9130073	MB-206	8 polarities and TV with 24 outputs. DiSEqC 2.0, active terrestrial band, includes power supply	5

12 POLARITIES + TV

9130079	MB-302	12 polarities and TV with 8 outputs. DiSEqC 2.0, active terrestrial band, includes power supply	5
9130080	MB-303	12 polarities and TV with 12 outputs. DiSEqC 2.0, active terrestrial band, includes power supply	5
9130081	MB-304	12 polarities and TV with 16 outputs. DiSEqC 2.0, active terrestrial band, includes power supply	5
9130082	MB-305	12 polarities and TV with 20 outputs. DiSEqC 2.0, active terrestrial band, includes power supply	5
9130083	MB-306	12 polarities and TV with 24 outputs. DiSEqC 2.0, active terrestrial band, includes power supply	5

16 POLARITIES + TV

9130089	MB-402	16 polarities and TV with 8 outputs. DiSEqC 2.0, active terrestrial band, includes power supply	5
9130090	MB-403	16 polarities and TV with 12 outputs. DiSEqC 2.0, active terrestrial band, includes power supply	5
9130091	MB-404	16 polarities and TV with 16 outputs. DiSEqC 2.0, active terrestrial band, includes power supply	5
9130092	MB-405	16 polarities and TV with 20 outputs. DiSEqC 2.0, active terrestrial band, includes power supply	5
9130093	MB-406	16 polarities and TV with 24 outputs. DiSEqC 2.0, active terrestrial band, includes power supply	5




9130069



9130070

CASCADABLE MULTISWITCHES - NEW RANGE

4 POLARITIES + TV

9130149	ML-102	4 polarities and TV with 8 outputs. DiSEqC 2.0, active terrestrial band	5
9130150	ML-103	4 polarities and TV with 12 outputs. DiSEqC 2.0, active terrestrial band	5
9130151	ML-104	4 polarities and TV with 16 outputs. DiSEqC 2.0, active terrestrial band	5
9130152	ML-105	4 polarities and TV with 20 outputs. DiSEqC 2.0, active terrestrial band	5
9130153	ML-106	4 polarities and TV with 24 outputs. DiSEqC 2.0, active terrestrial band	5
9130159	ML-108	4 polarities and TV with 32 outputs. DiSEqC 2.0, active terrestrial band	5 

8 POLARITIES + TV

9130094	ML-202	8 polarities and TV with 8 outputs. DiSEqC 2.0, active terrestrial band	5
9130095	ML-203	8 polarities and TV with 12 outputs. DiSEqC 2.0, active terrestrial band	5
9130096	ML-204	8 polarities and TV with 16 outputs. DiSEqC 2.0, active terrestrial band	5
9130097	ML-205	8 polarities and TV with 20 outputs. DiSEqC 2.0, active terrestrial band	5
9130098	ML-206	8 polarities and TV with 24 outputs. DiSEqC 2.0, active terrestrial band	5

12 POLARITIES + TV

9130114	ML-302	12 polarities and TV with 8 outputs. DiSEqC 2.0, active terrestrial band	5
9130115	ML-303	12 polarities and TV with 12 outputs. DiSEqC 2.0, active terrestrial band	5
9130116	ML-304	12 polarities and TV with 16 outputs. DiSEqC 2.0, active terrestrial band	5
9130117	ML-305	12 polarities and TV with 20 outputs. DiSEqC 2.0, active terrestrial band	5
9130118	ML-306	12 polarities and TV with 24 outputs. DiSEqC 2.0, active terrestrial band	5

16 POLARITIES + TV

9130134	ML-402	16 polarities and TV with 8 outputs. DiSEqC 2.0, active terrestrial band	5
9130135	ML-403	16 polarities and TV with 12 outputs. DiSEqC 2.0, active terrestrial band	5
9130136	ML-404	16 polarities and TV with 16 outputs. DiSEqC 2.0, active terrestrial band	5
9130137	ML-405	16 polarities and TV with 20 outputs. DiSEqC 2.0, active terrestrial band	5
9130138	ML-406	16 polarities and TV with 24 outputs. DiSEqC 2.0, active terrestrial band	5



9130159



9130136

914 CLUSTER FILTERS



9140000

CODE	TYPE	DESCRIPTION	PACK.
NON ADJACENT CHANNELS			
9140004	*FE-005	Cluster with 5 filters: UHF-VHF-FM	12
9140003	*FE-006	Cluster with 6 filters: UHF-VHF-FM	12
9140002	*FE-007	Cluster with 7 filters: UHF-VHF-FM	12
9140001	*FE-008	Cluster with 8 filters: UHF-VHF-FM	12
9140000	*FE-009	Cluster with 9 filters: UHF-VHF-FM	12

ADJACENT CHANNELS



9140009	*FE-015	Cluster with 5 Adjacent filters: UHF-VHF-FM	12
9140008	*FE-016	Cluster with 6 Adjacent filters: UHF-VHF-FM	12
9140007	*FE-017	Cluster with 7 Adjacent filters: UHF-VHF-FM	12
9140006	*FE-018	Cluster with 8 Adjacent filters: UHF-VHF-FM	12
9140005	*FE-019	Cluster with 9 Adjacent filters: UHF-VHF-FM	12

* Each filter must be prepared and set by our Engineers. A model number will be given to each "special" module for each country or area.

915 IPTV STREAMERS



915-IPTV SERIES

CODE	TYPE	DESCRIPTION	PACK.
IPTV STREAMERS			
9150000	SS-100	Streamer DVB-S to IP, Free to Air	1
9150001	SS-110	Streamer DVB-S to IP with Common Interface, Conditional Access	1
 9150002	ST-100	Streamer DVB-T to IP, Free to Air	1
 9150003	ST-110	Streamer DVB-T to IP with Common Interface, Conditional Access	1
9120046	FA-310	Power supply 3,3+5,2+12+24 Vdc 125 VA with 20 pins connector (230/240 Vac)	7
9120136	SP-725	Frame for 19" rack, for power supply unit and 9 modules (amplifier included)	1
9120132	CP-426	Open-backed cabinet for two frames, for power supply unit and 11 modules (amp.included)	1
9050043	VE-500	Fan for Cabinet 230 Vac	1

917 TRANSMITTERS

CODE	TYPE	DESCRIPTION	PACK.
TRANSMITTER			
9170004	AX-204	Amplifier UHF band, output power 2W	1
9050083	AS-125	24Vdc 1.7 A Power supply (230/240 Vac) with 10 pins connector	28
9170020	LX-800	Power cable for amplifier	1
9170005	FX-400	Combiner filter for 4 channels	1
9170006	CX-202	Hybrid combiner divider, 2 inputs, 2 outputs, attenuation 3,5 dB	1
9170007	CX-204	Hybrid combiner divider, 2 inputs, 4 outputs, attenuation 7,2 dB	1

TRANSMITTERS 917

CODE	TYPE	DESCRIPTION	PACK.
19" RACK CABINET			
9170000	RK-200	19" rack cabinet with front glass door, 18 units	1
9170015	RK-900	Support for combiner divider for 19" rack cabinet	1
9170016	RK-901	Bottom panel for 19" rack cabinet	1
9170017	RK-902	7 Sockets power strip	2
9170025	RK-903	5 sockets power strip with magneto-thermal circuit breaker	2
9170026	RK-904	Fan unit for 19" rack cabinet	1
9170027	RK-905	4 wheels kit for 19" rack cabinet	1
9170001	MR-100	Frame for 8 amplifiers with 19" rack adapter	1
ACCESSORIES			
9000057	AP-369	UHF, C/21-69, Array Antenna, G=14 dB	2/34
9170013	AN-412	Panel antenna UHF, broadcast, channels 21/69, G=13 dBi, 50 Ohm	1
9170018	MS-901	A/V Modulator standard BG, wideband programmable	1
9170008	LX-000	Jumper cable F male to F male, coaxial RG6 1,20m	1
9170009	LX-001	Jumper cable BNC male to BNC male, coaxial RG58 0,65m	1
9170010	LX-002	Jumper cable N male to N male, coaxial RG8 A/U 0,5m	1
9170021	LX-005	Jumper cable F male to F male, coaxial RG6 0,22m	1
9170023	CL-210	Coaxial cable 10,3mm, 50 Ohm 12 dB/100m at 800 MHz, CCA/Al/Cu, black PE by 100m coils	100
9170022	MC-414	Male N connector 50 Ohm to solder & crimp on coaxial cable Ø 10,3 mm	1
9170030	DP-107	Tap-off 1 output at 30dB, 50 Ohm, 5 to 1000 MHz, with N connector	1
9170029	RC-420	50 Ohm load, N connector	1
9170028	EP-521	50 Ohm male N to 75 Ohm F female adaptor	1
9170024	MO-001	Assembling and setting in the factory of 2W transmitter or re-emitter of up to 8 channels	1



917 SERIES



INDOOR RADIO TRANSMISSION 951

CODE	TYPE	DESCRIPTION	PACK.
AUDIO/VIDEO TRANSMITTER BY RADIO			
9510029	RV-001	Video through Radio Signal	8
9510059	RV-011	Receiver for Video through Radio Signal	8
IR TRANSMITTER BY RADIO OR COAXIAL CABLE (230 Vac)			
9510060	IR-201	IR Transmitter (kit) - remote control transmitter through radio (230 Vac)	12
9510062	IR-211	IR Transmitter (Transmitter) - remote control transmitter through radio (230 Vac)	12



9510029



www.alcad.net



Tel. 943.63.96.60
Fax 943.63.92.66
Int. Tel. +34 943.63.96.60
info@alcad.net
Poligono Arreche-Ugalde, Nº 1
Apdo. 455
E-20305 IRUN - Spain

FRANCE: B.P.60284 - F-64701 HENDAYE - Tel. 00 34 - 943.63.96.60 - Fax 00 34 - 943.63.92.66
UNITED ARAB EMIRATES: Middle East FZE - P.O. Box 54830 WSA DAFZA DUBAI - Tel. +9714 2146140 - Fax 9714 2146147
CZECH REPUBLIC: nám. V. Mrštíka, 40 - 664 81 OSTROVÁČICE - Tel. 546.427.059 - Fax 546.427.212
TURKEY: Alcad Electronic San. Ve Tic. A.Ş. - Ayazma Yolu, Demet İş Mrk. - No:33/1 34107
Kağıthane - **ISTANBUL** - Tel. +90 212 295 97 00 - Fax.+90 212 295 42 43

